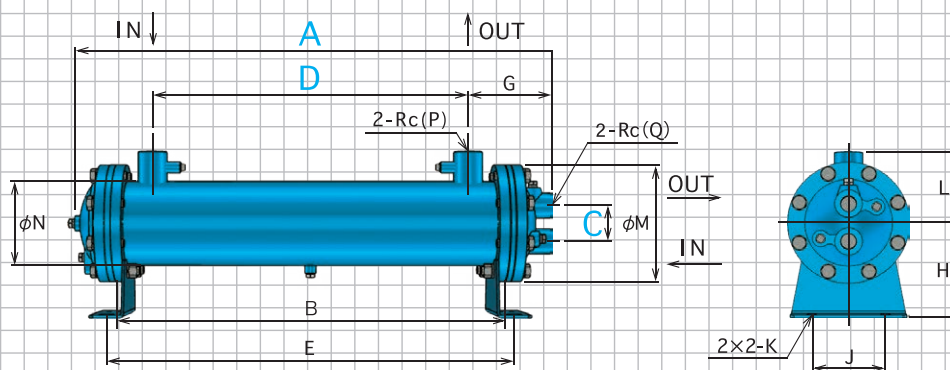


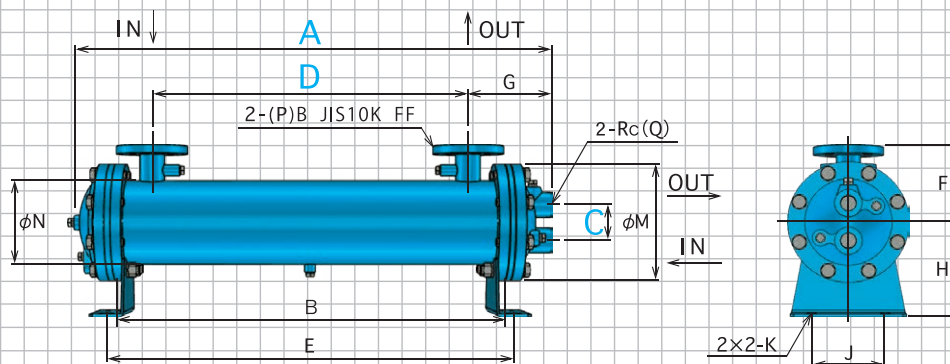
SHC series

2-4B / PLAIN TUBE TYPE 清水用

TYPE : SHC-***P*



TYPE : SHC-***F*

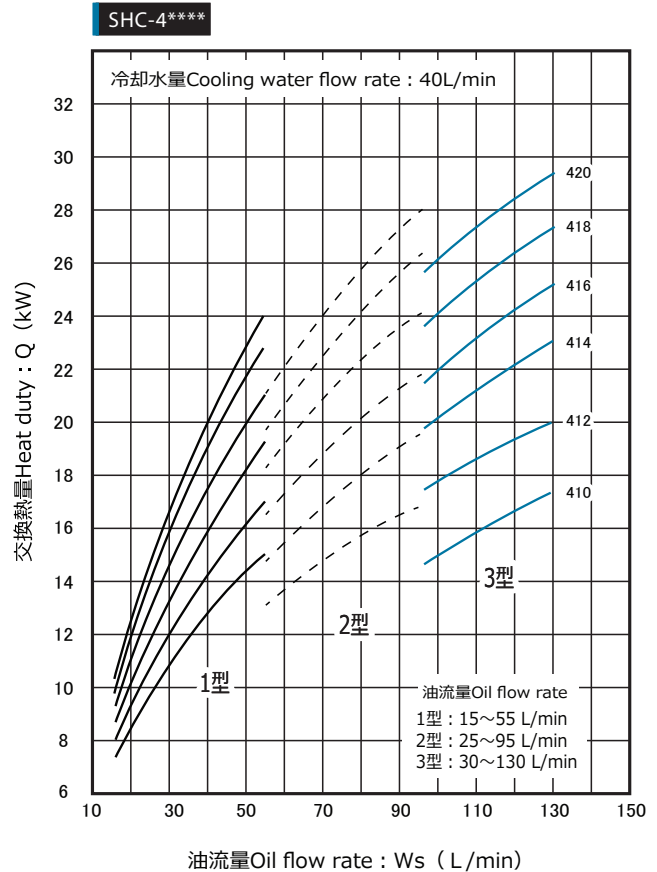
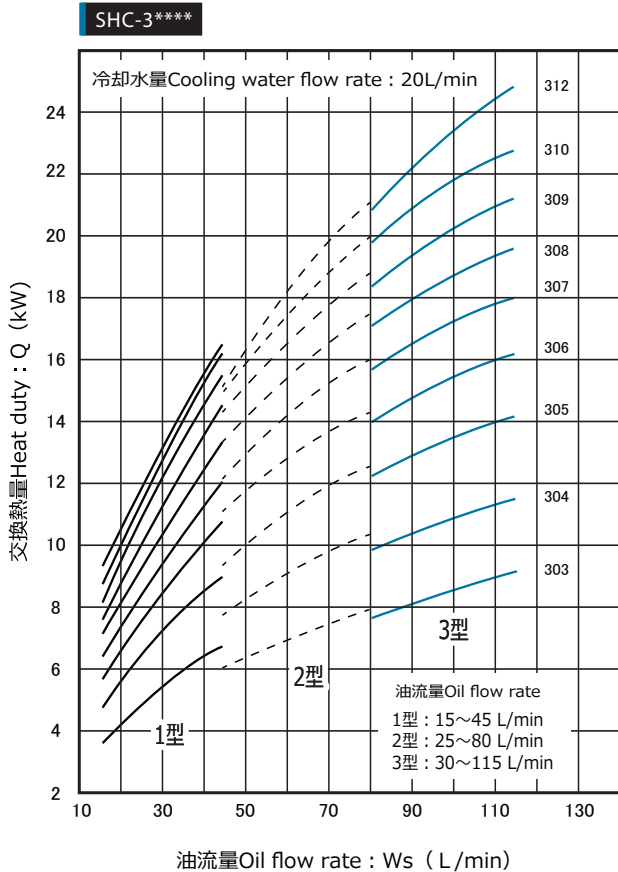
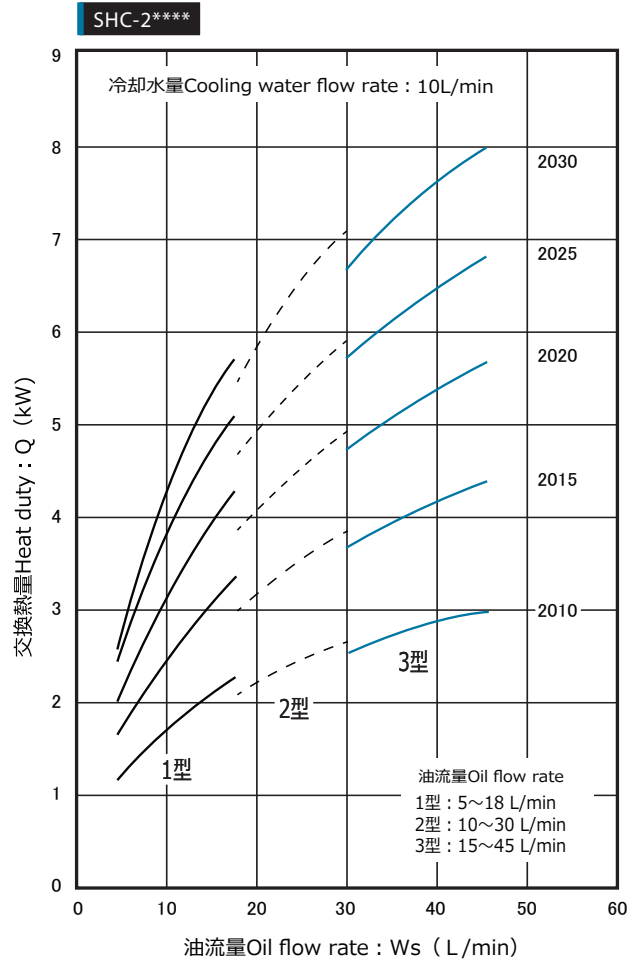


SIZE

| 最高使用圧力 | 胴側 : 0.98MPaG 管側 : 0.49MPaG | 標準塗装色 | メタリックブルー
 | Max. working pressure | Shell side : 0.98MPaG Tube side : 0.49MPaG | Standard paint color | Metallic blue

TYPE	A	B	C	D	E	F	G	H	J	K	L	M	N	P	Q	質量 (kg)	伝面 (m ²)
SHC-2010	286	212	32	144	273	80	76	70	50	11X15	50	100	60.5	1/2	1/2	6	0.09
2015	396	322		254	383											7	0.14
2020	506	432		364	493											8	0.19
2025	616	542		474	603											9	0.24
2030	726	652		584	713	10	0.29										
SHC-303	374	272	45	192	341	93	97	87	58	11X20	63	128	89.1	3/4	3/4	11	0.26
304	464	362		282	431											12	0.35
305	554	452		372	521											13	0.45
306	644	542		462	611											14.5	0.54
307	734	632		552	701											16	0.63
308	824	722		642	791											17	0.72
309	914	812		732	881											18	0.81
310	1004	902		822	971											19	0.90
312	1184	1082		1002	1151											20	1.09
SHC-410	699	575		60	465											599	125
412	814	690	580		714	30	0.99										
414	929	805	695		829	32	1.16										
416	1044	920	810		944	35	1.32										
418	1159	1035	925		1059	37	1.44										
420	1264	1140	1030		1164	39	1.64										

単位 : mm



※ 上記と異なる条件でご使用の場合はP 24 の『選定仕様書』を正確に記入の上、弊社までご連絡ください。

※ In use of different conditions from the above, please accurately fill in "SPECIFICATION SELECTION" on page 25 and contact us